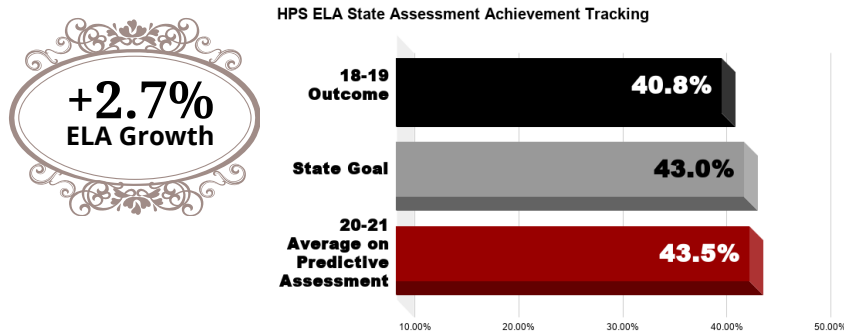


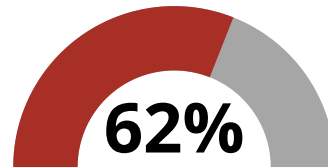
English/Language Arts

Ia. HPS Progress Towards ESSA Accountability Goals

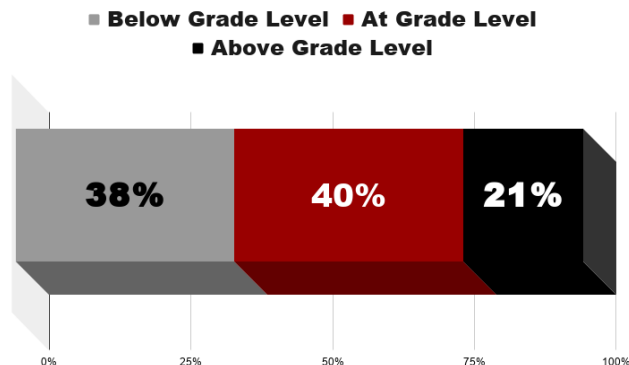


IIa. HPS Progress Towards SGP Goals

62% of all tested students demonstrated typical or high growth from the pre-test to the mid-year assessment in **ELA**



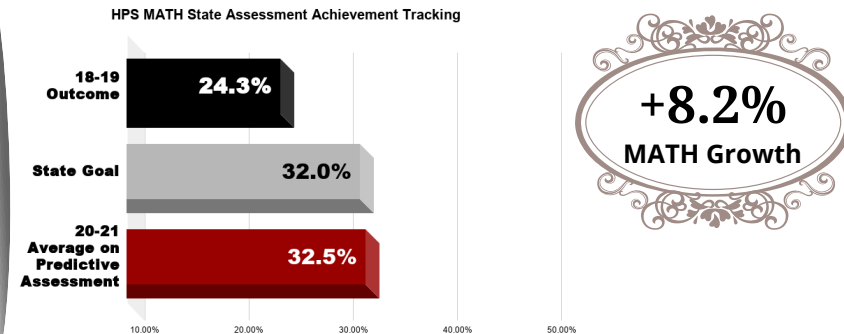
IIIa. Achievement Levels on Mid-Year Assessment



61% of all tested students were "At or Above" Grade Level on the mid-year assessment

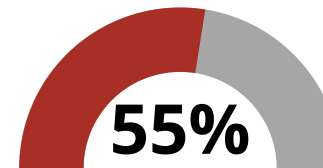
Math

Ib. HPS Progress Towards ESSA Accountability Goals

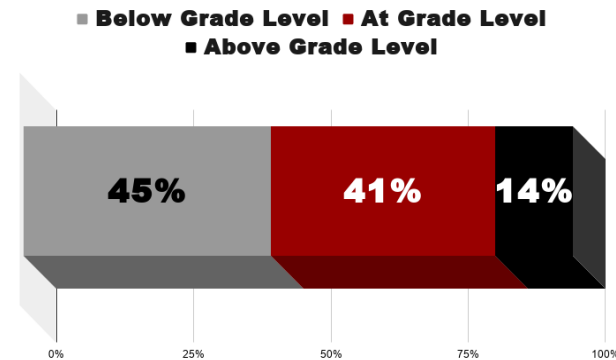


IIb. HPS Progress Towards SGP Goals

55% of all tested students demonstrated typical or high growth from the pre-test to the mid-year assessment in **MATH**



IIIb. Achievement Levels on Mid-Year Assessment

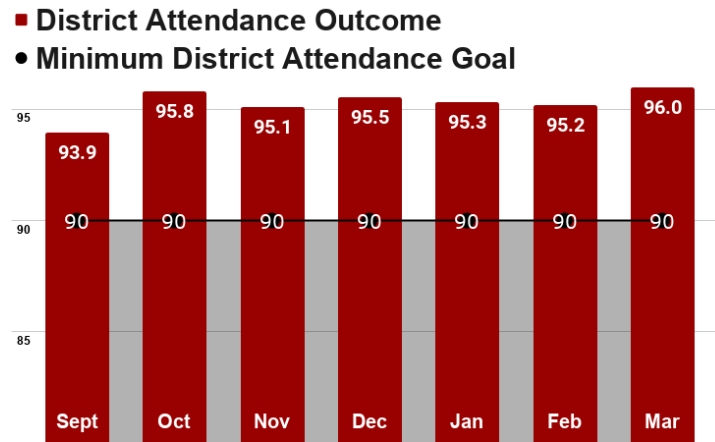


55% of all tested students were "At or Above" Grade Level on the mid-year assessment

A. Robert Gregory- Superintendent

Kristy Weaver- Education Data Specialist

IV. HPS Progress Towards Attendance Goal

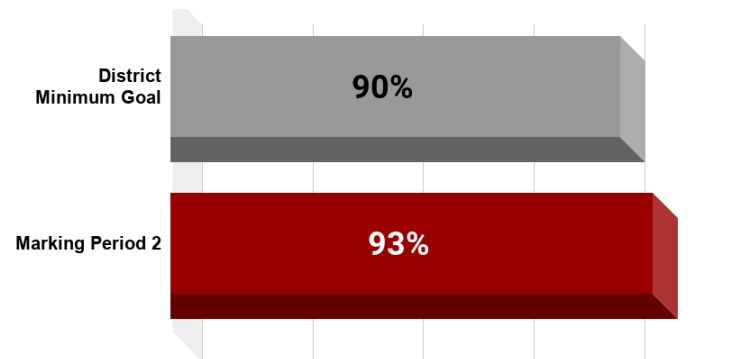


District Average
Daily Attendance

=

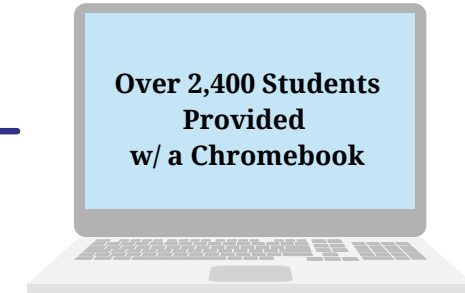
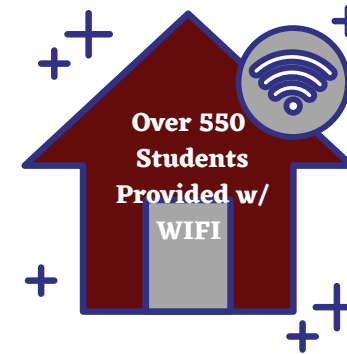
95.3%

V. HPS Progress Towards Graduation Goal



A. Robert Gregory- Superintendent

VI. Closing The Digital Divide

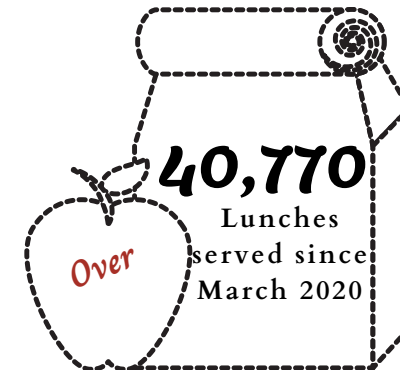



VII. Supporting Our Families

Over

30,511

Breakfasts served
since March 2020



Kristy Weaver- Education Data Specialist